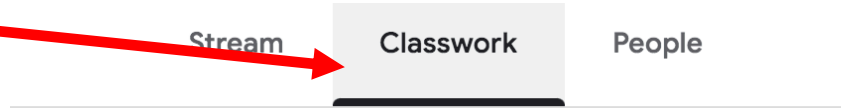
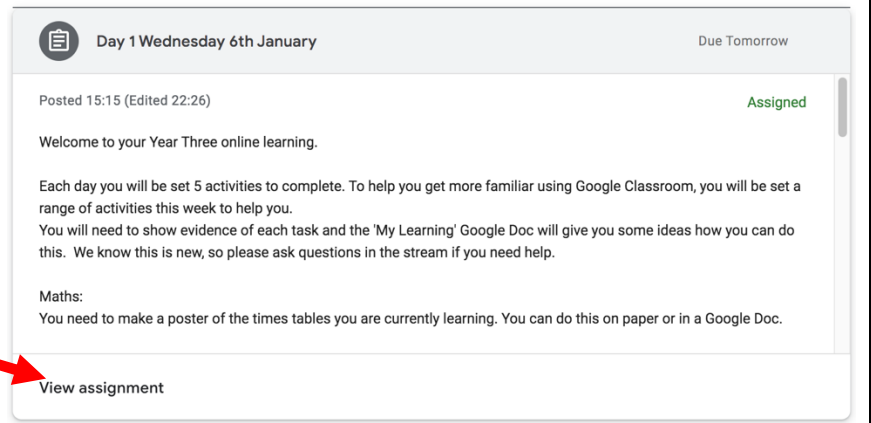


Google Classroom Assignments: Sharing Your Work

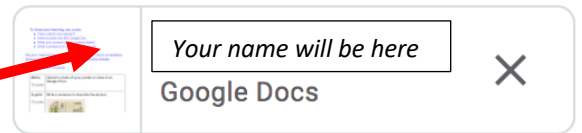
1. On Google Classroom, navigate to your 'Classwork' tab



2. Open the assignment for that day (in the 'Learning From Home' folder).

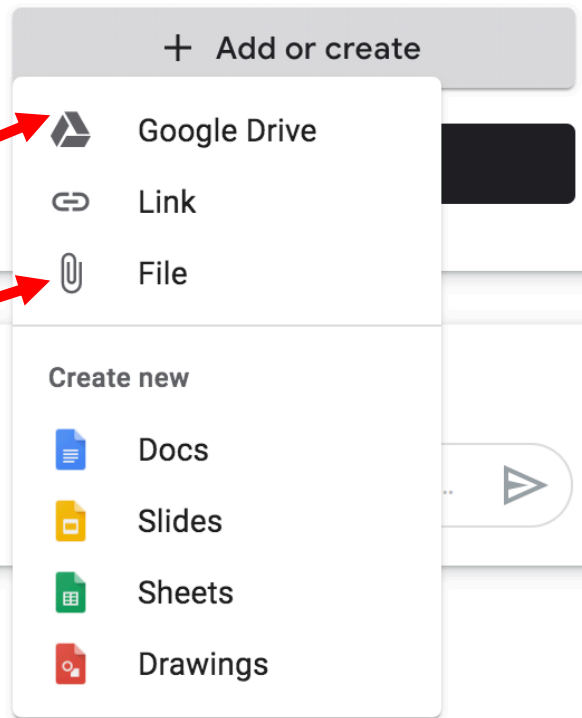


3. Here you will see different ways to share your learning with your teacher.

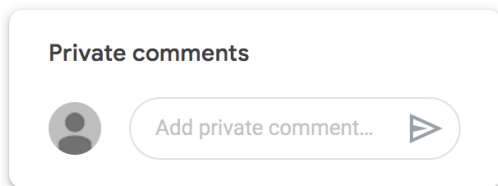


You can complete the 'My Learning' Google Doc (you can type in each box or insert photos of your work)

You could share a Google Doc you created or you could attach a photo of your work.



You can also write a comment in the 'Private comments' box for your teacher to read.



4. When you have finished your work click on 'Hand in'

